



Department of Electrical and Electronics Engineering

Academic Year 2022 – 2023 (Even Semester)

Degree, Semester & Branch: II Semester B.Tech AI&DS ‘A’

Course Code & Title: BE3251 - Basic Electrical and Electronics Engineering

Name of the Faculty member (s): Mrs. S. Sharmila Kumari

Innovative Practice Description

- **Unit / Topic:** Unit I / Mesh analysis with Independent sources only (Steady state)
- **Course Outcome:** CO 1
- **Unit Outcome:** TLO2
- **Activity Chosen:** Think pair share
- **Justification:**
 - ✓ It helps students to think individually about a topic or answer to a question.
 - ✓ It teaches students to share ideas with classmates and builds oral communication skills.
 - ✓ It helps focus attention and engage students in comprehending the reading material.
- **Time Allotted for the Activity:** 10 minutes
- **Details of the Implementation:**

Think-Pair-Share innovative practice conducted for I year AI&DS students, after explained the concept of Mesh analysis with Independent sources only (Steady state). First, I asked the students to think about how you would apply mesh analysis to analyze the circuit and calculate the mesh currents for 2 minutes. Then I make them as a pair to discuss your approach to solving the circuit using mesh analysis. Share your thoughts, strategies, and the equations you have written for the mesh currents for 3 minutes. Finally, I asked each pair should share their findings with the entire class. One person from each pair will present their approach, the mesh equations, and how they tackled the circuit analysis challenges for 10 minutes.

- **CO – PO / PSO mapping:**



CO	PO1	PO2	PO3	PO4	PO5	PO6	PO7	PO8	PO9	PO10	PO11	PO12	PSO1	PSO2	PSO3
CO1	2	1	-	-	-	-	-	-	-	1	-	1	-	1	-

(1 – Low 2 – Moderate 3 – High)

- **PO / PSO mapped:**

Innovative practice	PO9
	1
Justification for correlation	The students can Function effectively as a team

- **Images / Screenshot of the practice:**



- **Reflective Critique:**

- ❖ **Feedback of practice from students and other stakeholders:**

- ✓ Students understood the concept which was reflected from their answers for the questions I have asked during discussion session.

- ❖ **Benefit of the practice:**

Think-pair-sharing forces all students to attempt an initial response to the question, which they can then clarify and expand as they collaborate. It also gives them a chance to validate their ideas in a small group before mentioning them to the large group, which may help shy students feel more confident participating.

- ❖ **Challenges faced in implementation:**

I planned the activity for 10 minutes. But in Class room it takes 15 minutes.

References:

1. Kothari DP and I.J Nagrath, “Basic Electrical and Electronics Engineering”, Second Edition, McGraw Hill Education, 2020
2. S.K. Bhattacharya “Basic Electrical and Electronics Engineering”, Pearson Education, Second Edition, 2017.
3. Sedha R.S., “A textbook book of Applied Electronics”, S. Chand & Co., 2008
4. James A .Svoboda, Richard C. Dorf, “Dorf’s Introduction to Electric Circuits”, Wiley, 2018.
5. A.K. Sawhney, Puneet Sawhney ‘A Course in Electrical & Electronic Measurements & Instrumentation’, Dhanpat Rai and Co, 2015.

Signature of Faculty Member

HOD



Department of Electrical and Electronics Engineering

Academic Year 2022 – 2023 (Even Semester)

Degree, Semester & Branch: II Semester B.Tech AI&DS ‘A’

Course Code & Title: BE3251 - Basic Electrical and Electronics Engineering

Name of the Faculty member (s): Mrs. S. Sharmila Kumari

Innovative Practice Description

- **Unit / Topic:** Unit I / Mesh analysis with Independent sources only (Steady state)
- **Course Outcome:** CO 1
- **Unit Outcome:** TLO2
- **Activity Chosen:** Think pair share
- **Justification:**
 - ✓ It helps students to think individually about a topic or answer to a question.
 - ✓ It teaches students to share ideas with classmates and builds oral communication skills.
 - ✓ It helps focus attention and engage students in comprehending the reading material.
- **Time Allotted for the Activity:** 10 minutes
- **Details of the Implementation:**

Think-Pair-Share innovative practice conducted for I year AI&DS students, after explained the concept of Mesh analysis with Independent sources only (Steady state). First, I asked the students to think about how you would apply mesh analysis to analyze the circuit and calculate the mesh currents for 2 minutes. Then I make them as a pair to discuss your approach to solving the circuit using mesh analysis. Share your thoughts, strategies, and the equations you have written for the mesh currents for 3 minutes. Finally, I asked each pair should share their findings with the entire class. One person from each pair will present their approach, the mesh equations, and how they tackled the circuit analysis challenges for 10 minutes.

- **CO – PO / PSO mapping:**



CO	PO1	PO2	PO3	PO4	PO5	PO6	PO7	PO8	PO9	PO10	PO11	PO12	PSO1	PSO2	PSO3
CO1	2	1	-	-	-	-	-	-	-	1	-	1	-	1	-

(1 – Low 2 – Moderate 3 – High)

- **PO / PSO mapped:**

Innovative practice	PO9
	1
Justification for correlation	The students can Function effectively as a team

- **Images / Screenshot of the practice:**



- **Reflective Critique:**

- ❖ **Feedback of practice from students and other stakeholders:**

- ✓ Students understood the concept which was reflected from their answers for the questions I have asked during discussion session.

- ❖ **Benefit of the practice:**

Think-pair-sharing forces all students to attempt an initial response to the question, which they can then clarify and expand as they collaborate. It also gives them a chance to validate their ideas in a small group before mentioning them to the large group, which may help shy students feel more confident participating.

- ❖ **Challenges faced in implementation:**

I planned the activity for 10 minutes. But in Class room it takes 15 minutes.

References:

1. Kothari DP and I.J Nagrath, "Basic Electrical and Electronics Engineering", Second Edition, McGraw Hill Education, 2020
2. S.K. Bhattacharya "Basic Electrical and Electronics Engineering", Pearson Education, Second Edition, 2017.
3. Sedha R.S., "A textbook book of Applied Electronics", S. Chand & Co., 2008
4. James A .Svoboda, Richard C. Dorf, "Dorf's Introduction to Electric Circuits", Wiley, 2018.
5. A.K. Sawhney, Puneet Sawhney 'A Course in Electrical & Electronic Measurements & Instrumentation', Dhanpat Rai and Co, 2015.

Signature of Faculty Member

HOD



Department of Electrical and Electronics Engineering

Academic Year 2022 – 2023 (Even Semester)

Degree, Semester & Branch: II Semester B.Tech AI&DS ‘A’

Course Code & Title: BE3251 - Basic Electrical and Electronics Engineering

Name of the Faculty member (s): Mrs. S. Sharmila Kumari

Innovative Practice Description

- **Unit / Topic:** Unit I / Mesh analysis with Independent sources only (Steady state)
- **Course Outcome:** CO 1
- **Unit Outcome:** TLO2
- **Activity Chosen:** Think pair share
- **Justification:**
 - ✓ It helps students to think individually about a topic or answer to a question.
 - ✓ It teaches students to share ideas with classmates and builds oral communication skills.
 - ✓ It helps focus attention and engage students in comprehending the reading material.
- **Time Allotted for the Activity:** 10 minutes
- **Details of the Implementation:**

Think-Pair-Share innovative practice conducted for I year AI&DS students, after explained the concept of Mesh analysis with Independent sources only (Steady state). First, I asked the students to think about how you would apply mesh analysis to analyze the circuit and calculate the mesh currents for 2 minutes. Then I make them as a pair to discuss your approach to solving the circuit using mesh analysis. Share your thoughts, strategies, and the equations you have written for the mesh currents for 3 minutes. Finally, I asked each pair should share their findings with the entire class. One person from each pair will present their approach, the mesh equations, and how they tackled the circuit analysis challenges for 10 minutes.

- **CO – PO / PSO mapping:**



CO	PO1	PO2	PO3	PO4	PO5	PO6	PO7	PO8	PO9	PO10	PO11	PO12	PSO1	PSO2	PSO3
CO1	2	1	-	-	-	-	-	-	-	1	-	1	-	1	-

(1 – Low 2 – Moderate 3 – High)

- **PO / PSO mapped:**

Innovative practice	PO9
	1
Justification for correlation	The students can Function effectively as a team

- **Images / Screenshot of the practice:**



- **Reflective Critique:**

- ❖ **Feedback of practice from students and other stakeholders:**

- ✓ Students understood the concept which was reflected from their answers for the questions I have asked during discussion session.

- ❖ **Benefit of the practice:**

Think-pair-sharing forces all students to attempt an initial response to the question, which they can then clarify and expand as they collaborate. It also gives them a chance to validate their ideas in a small group before mentioning them to the large group, which may help shy students feel more confident participating.

- ❖ **Challenges faced in implementation:**

I planned the activity for 10 minutes. But in Class room it takes 15 minutes.

References:

1. Kothari DP and I.J Nagrath, "Basic Electrical and Electronics Engineering", Second Edition, McGraw Hill Education, 2020
2. S.K. Bhattacharya "Basic Electrical and Electronics Engineering", Pearson Education, Second Edition, 2017.
3. Sedha R.S., "A textbook book of Applied Electronics", S. Chand & Co., 2008
4. James A .Svoboda, Richard C. Dorf, "Dorf's Introduction to Electric Circuits", Wiley, 2018.
5. A.K. Sawhney, Puneet Sawhney 'A Course in Electrical & Electronic Measurements & Instrumentation', Dhanpat Rai and Co, 2015.

Signature of Faculty Member

HOD



Department of Electrical and Electronics Engineering

Academic Year 2022 – 2023 (Even Semester)

Degree, Semester & Branch: II Semester B.Tech AI&DS ‘A’

Course Code & Title: BE3251 - Basic Electrical and Electronics Engineering

Name of the Faculty member (s): Mrs. S. Sharmila Kumari

Innovative Practice Description

- **Unit / Topic:** Unit I / Mesh analysis with Independent sources only (Steady state)
- **Course Outcome:** CO 1
- **Unit Outcome:** TLO2
- **Activity Chosen:** Think pair share
- **Justification:**
 - ✓ It helps students to think individually about a topic or answer to a question.
 - ✓ It teaches students to share ideas with classmates and builds oral communication skills.
 - ✓ It helps focus attention and engage students in comprehending the reading material.
- **Time Allotted for the Activity:** 10 minutes
- **Details of the Implementation:**

Think-Pair-Share innovative practice conducted for I year AI&DS students, after explained the concept of Mesh analysis with Independent sources only (Steady state). First, I asked the students to think about how you would apply mesh analysis to analyze the circuit and calculate the mesh currents for 2 minutes. Then I make them as a pair to discuss your approach to solving the circuit using mesh analysis. Share your thoughts, strategies, and the equations you have written for the mesh currents for 3 minutes. Finally, I asked each pair should share their findings with the entire class. One person from each pair will present their approach, the mesh equations, and how they tackled the circuit analysis challenges for 10 minutes.

- **CO – PO / PSO mapping:**


CO	PO1	PO2	PO3	PO4	PO5	PO6	PO7	PO8	PO9	PO10	PO11	PO12	PSO1	PSO2	PSO3
CO1	2	1	-	-	-	-	-	-	-	1	-	1	-	1	-

(1 – Low 2 – Moderate 3 – High)

- **PO / PSO mapped:**

Innovative practice	PO9
	1
Justification for correlation	The students can Function effectively as a team

- **Images / Screenshot of the practice:**



- **Reflective Critique:**

- ❖ **Feedback of practice from students and other stakeholders:**

- ✓ Students understood the concept which was reflected from their answers for the questions I have asked during discussion session.

- ❖ **Benefit of the practice:**

Think-pair-sharing forces all students to attempt an initial response to the question, which they can then clarify and expand as they collaborate. It also gives them a chance to validate their ideas in a small group before mentioning them to the large group, which may help shy students feel more confident participating.

- ❖ **Challenges faced in implementation:**

I planned the activity for 10 minutes. But in Class room it takes 15 minutes.

References:

1. Kothari DP and I.J Nagrath, “Basic Electrical and Electronics Engineering”, Second Edition, McGraw Hill Education, 2020
2. S.K. Bhattacharya “Basic Electrical and Electronics Engineering”, Pearson Education, Second Edition, 2017.
3. Sedha R.S., “A textbook book of Applied Electronics”, S. Chand & Co., 2008
4. James A .Svoboda, Richard C. Dorf, “Dorf’s Introduction to Electric Circuits”, Wiley, 2018.
5. A.K. Sawhney, Puneet Sawhney ‘A Course in Electrical & Electronic Measurements & Instrumentation’, Dhanpat Rai and Co, 2015.

Signature of Faculty Member

HOD



Department of Electrical and Electronics Engineering

Academic Year 2022 – 2023 (Even Semester)

Degree, Semester & Branch: II Semester B.Tech AI&DS ‘A’

Course Code & Title: BE3251 - Basic Electrical and Electronics Engineering

Name of the Faculty member (s): Mrs. S. Sharmila Kumari

Innovative Practice Description

- **Unit / Topic:** Unit I / Mesh analysis with Independent sources only (Steady state)
- **Course Outcome:** CO 1
- **Unit Outcome:** TLO2
- **Activity Chosen:** Think pair share
- **Justification:**
 - ✓ It helps students to think individually about a topic or answer to a question.
 - ✓ It teaches students to share ideas with classmates and builds oral communication skills.
 - ✓ It helps focus attention and engage students in comprehending the reading material.
- **Time Allotted for the Activity:** 10 minutes
- **Details of the Implementation:**

Think-Pair-Share innovative practice conducted for I year AI&DS students, after explained the concept of Mesh analysis with Independent sources only (Steady state). First, I asked the students to think about how you would apply mesh analysis to analyze the circuit and calculate the mesh currents for 2 minutes. Then I make them as a pair to discuss your approach to solving the circuit using mesh analysis. Share your thoughts, strategies, and the equations you have written for the mesh currents for 3 minutes. Finally, I asked each pair should share their findings with the entire class. One person from each pair will present their approach, the mesh equations, and how they tackled the circuit analysis challenges for 10 minutes.

- **CO – PO / PSO mapping:**



CO	PO1	PO2	PO3	PO4	PO5	PO6	PO7	PO8	PO9	PO10	PO11	PO12	PSO1	PSO2	PSO3
CO1	2	1	-	-	-	-	-	-	-	1	-	1	-	1	-

(1 – Low 2 – Moderate 3 – High)

- **PO / PSO mapped:**

Innovative practice	PO9
	1
Justification for correlation	The students can Function effectively as a team

- **Images / Screenshot of the practice:**



- **Reflective Critique:**

- ❖ **Feedback of practice from students and other stakeholders:**

- ✓ Students understood the concept which was reflected from their answers for the questions I have asked during discussion session.

- ❖ **Benefit of the practice:**

Think-pair-sharing forces all students to attempt an initial response to the question, which they can then clarify and expand as they collaborate. It also gives them a chance to validate their ideas in a small group before mentioning them to the large group, which may help shy students feel more confident participating.

- ❖ **Challenges faced in implementation:**

I planned the activity for 10 minutes. But in Class room it takes 15 minutes.

References:

1. Kothari DP and I.J Nagrath, “Basic Electrical and Electronics Engineering”, Second Edition, McGraw Hill Education, 2020
2. S.K. Bhattacharya “Basic Electrical and Electronics Engineering”, Pearson Education, Second Edition, 2017.
3. Sedha R.S., “A textbook book of Applied Electronics”, S. Chand & Co., 2008
4. James A .Svoboda, Richard C. Dorf, “Dorf’s Introduction to Electric Circuits”, Wiley, 2018.
5. A.K. Sawhney, Puneet Sawhney ‘A Course in Electrical & Electronic Measurements & Instrumentation’, Dhanpat Rai and Co, 2015.

Signature of Faculty Member

HOD