



RAMCO INSTITUTE OF TECHNOLOGY

RAJAPALAYAM

Department of Artificial Intelligence and Data Science

Academic Year: 2023- 2024 (Odd Semester)

Active Learning Best practices: Peer Discussion Learning Technique

Degree, Semester & Branch: III Sem. B.Tech. Artificial Intelligence and Data Science

Course Code & Title: - AD3391 & Database Design and Management

Name of the Faculty member: Mr. M. Ramnath /Assistant Professor-AI & DS

Theme of discussion: Data Definition Language, Data Manipulation Language and Transaction Control Language Statements

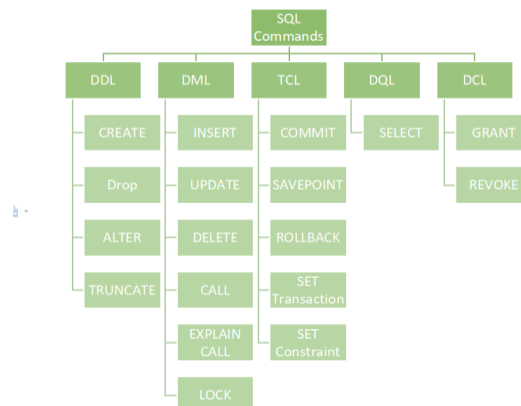
Topics Covered: Unit- II

Date and Time: 16.10.2023 & 18.10.2023

Course Outcome: CO2

- Topic Learning Outcome: TLO4 & TLO5
- Activity Chosen: Peer Discussion Learning Technique

Topic:



Learning Outcomes

Knowledge-Based Learning Outcomes:

- Understand the Basics: Define key terms related to databases, such as tables, records, fields, keys, normalization, and relationships.
- Database Design: Explain the process of database design, including entity-relationship modeling, normalization, and the creation of database schemas.
- Relational Database Concepts: Describe the principles of relational databases, including tables, primary keys, foreign keys, and normalization.
- SQL Proficiency: Demonstrate proficiency in writing SQL queries for tasks such as data retrieval, data manipulation, and data definition.

Skill-Based Learning Outcomes:

- Database Implementation: Implement a database using a relational database management system (RDBMS) such as MySQL, PostgreSQL, or Oracle.
- Query Optimization: Optimize database queries for improved performance, considering indexing, query structure, and database schema design.
- Normalization: Apply normalization techniques to ensure that databases are organized efficiently and without redundancy.
- Database Administration: Perform basic database administration tasks, such as backup and recovery, user management, and security.

Application-Based Learning Outcomes:

- Develop Database Applications: Design and implement database-backed applications using programming languages and frameworks (e.g., connecting a Java application to a MySQL database).
- Data Modeling: Model real-world scenarios into database structures, taking into consideration relationships, constraints, and data integrity.

Procedure:

Step 1: Define the Topic and Purpose (5 minutes)

Begin by introducing the topic or subject matter of the discussion.

Clearly state the purpose of the discussion and the learning objectives you aim to achieve during the 50 minutes.

Step 2: Icebreaker and Introduction (5 minutes)

Start with an icebreaker or a brief introduction of participants to create a comfortable atmosphere.

Briefly introduce the participants and their backgrounds or areas of interest.

Step 3: Presentation of Ideas (15 minutes)

Encourage participants to be concise and focused during their presentations.

Step 4: Open Discussion (20 minutes)

After the initial presentations, open the floor for a free-flowing discussion.

Participants can share their thoughts, ask questions, and engage in a dialogue.

Encourage active listening, respectful communication, and the exchange of diverse perspectives.

Step 5: Moderator's Guidance (5 minutes)

If necessary, the moderator can provide guidance or ask probing questions to keep the discussion on track.

Ensure that the conversation remains respectful and that all participants have the opportunity to contribute.

Step 6: Summarize and Reflect (5 minutes)

Towards the end of the discussion, ask participants to summarize key points or takeaways.

Encourage reflection on what they've learned or how their perspectives may have evolved during the discussion.

Step 7: Q&A and Feedback (5 minutes)

Allow for a brief question-and-answer session where participants can seek clarification on specific points.

Solicit feedback from participants on the format, content, and overall effectiveness of the discussion.

Step 8: Closing and Next Steps (5 minutes)

Conclude the discussion by summarizing key insights and thanking participants for their contributions.

Mention any follow-up actions, assignments, or additional resources for continued learning.

Step 9: Evaluation and Follow-Up (5 minutes, after the discussion)

Gather feedback from participants regarding their experience in the discussion.

Consider using this feedback to improve future peer discussions.

At the end of the session, student from each group shared the knowledge what they learnt.

Glimpses:



Reflective Report

Challenges and strategies:

- One of the main challenges of implementing the "Peer Discussion" activity is the limited time available within a class period. Completing the activity within the allotted time can be a challenge
- To overcome time limitations, identify the key concepts, features, or areas of the map that are most relevant to the learning objectives. Focus on these areas during the activity to ensure students gain a solid understanding of the core content.

Observations:

1. Participant Engagement and Interaction:

- Observe how actively participants engage in the discussion. Are they contributing their ideas, thoughts, and opinions?

- Take note of how participants interact with one another. Do they build on each other's ideas, ask questions, or provide feedback?
 - Identify any participants who may dominate the conversation or, conversely, remain silent throughout the discussion.
2. Content and Depth of Discussion:
- Evaluate the quality and depth of the discussion content. Are participants addressing the core topic or question effectively?
 - Note whether participants are using evidence, examples, or relevant information to support their arguments or viewpoints.
 - Assess whether the conversation stays on track or deviates into unrelated or tangential subjects.
3. Respectful Communication and Collaboration:
- Observe the tone and respect in the conversation. Are participants engaging in courteous and respectful communication?
 - Pay attention to how participants handle differing viewpoints. Do they provide constructive feedback, acknowledge diverse perspectives, and avoid conflicts?
 - Notice if there are effective collaboration strategies in place, such as actively listening to others, building on each other's ideas, and working toward common goals.

Students Response:

- Bright students were actively participated to prepare the topic wise questions and concept notes.
- Slow learners expect to assist the topic towards searching online and also understanding the questions
- Most of the students were enjoyed the session.

Students response ensures the students could improve listening, communication, creativity and problem-solving skills.



RAMCO INSTITUTE OF TECHNOLOGY

RAJAPALAYAM

Department of Artificial Intelligence and Data Science

Academic Year: 2022- 2023 (Even Semester)

FEEDBACK

Active Learning Best practices: Peer Discussion Learning Technique

Degree, Semester & Branch: III Sem. B.Tech. Artificial Intelligence and Data Science

Course Code & Title: - AD3391 & Database Design and Management

Name of the Faculty member: Mr. M. Ramnath /Assistant Professor-AI & DS

Theme of discussion: Data Definition Language, Data Manipulation Language and Transaction Control Language Statements

Topics Covered: Unit- II

Date and Time: 16.10.2023 & 18.10.2023

Course Outcome: CO2

- Topic Learning Outcome: TLO4 & TLO5
- Activity Chosen: Peer Discussion Learning Technique

Feedback collected in class and also through online

Gform Link: [https://docs.google.com/forms/d/e/1FAIpQLSe0EL40Xz2-](https://docs.google.com/forms/d/e/1FAIpQLSe0EL40Xz2-Lip5zaPyZmizB9PGXr1XUbWbTjtXbljyMOFXfg/viewform?usp=sharing)

[Lip5zaPyZmizB9PGXr1XUbWbTjtXbljyMOFXfg/viewform?usp=sharing](https://docs.google.com/forms/d/e/1FAIpQLSe0EL40Xz2-Lip5zaPyZmizB9PGXr1XUbWbTjtXbljyMOFXfg/viewform?usp=sharing)

Feedback Questions:

1. On a scale of 1 to 10, how would you rate the effectiveness of this active learning activity?
Satisfied Much Satisfied

2. Did you find the group discussions valuable?
Yes No


3. Can you share an example of a question or problem that challenged your critical thinking skills during this activity? Yes No

4. Did you feel motivated to participate actively? Yes No

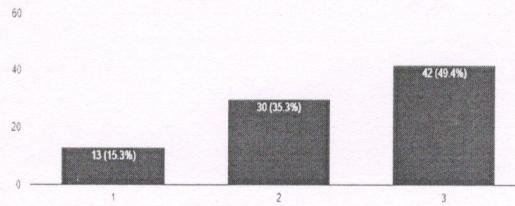
5. Do you have any suggestions for improving this active learning format or similar activities in the future?

Page 6 of 7

Feedback Analysis:

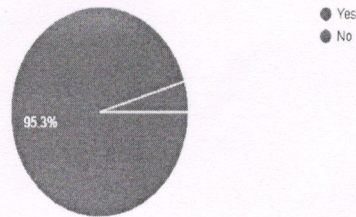
On a scale of 1 to 10, how would you rate the effectiveness of this active learning activity? 

85 responses




Can you share an example of a question or problem that challenged your critical thinking skills during this activity?

85 responses



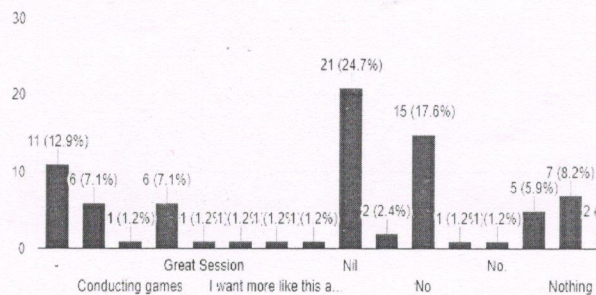
Did you feel motivated to participate actively?

85 responses



Do you have any suggestions for improving this active learning format or similar activities in the future?

85 responses



Santhi
Tilak

FACULTY COORDINATOR

Wate
17/1/24

HOD/AD

Page 7 of 7